



Washington Electric Cooperative, Inc.

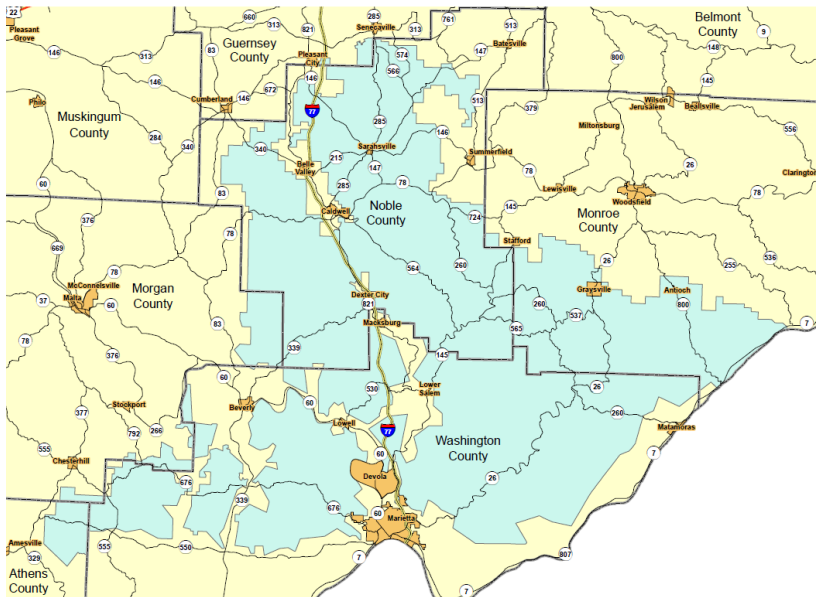
A Touchstone Energy® Cooperative



Smart Meters & You

M. Allen Casto
Washington Electric Cooperative, Inc.
Marietta, Ohio

About Washington Electric



- ▶ Established 1940
- ▶ Member Owned
- ▶ 10,500 Members
- ▶ Southeast Ohio



Washington Electric
Cooperative, Inc.

A Touchstone Energy® Cooperative







No RF!

- ▶ Meters only send data upon request.
- ▶ Use present voltage on the lines to transmit signal.
- ▶ Servers are located at substation.
- ▶ Substation is connected to Washington Electric's private computer network.



Washington Electric
Cooperative, Inc.

A Touchstone Energy® Cooperative 

Smart Meter Benefits

Utility


- ▶ Data Collection
- ▶ Outage Detection
- ▶ Troubleshooting
- ▶ Accuracy
- ▶ Daily Reads

Member

- ▶ Digital - Easier to Read
- ▶ Faster Outage Restoration
- ▶ Accuracy
- ▶ Access to Data
 - ▶ More than Billing



Washington Electric
Cooperative, Inc.

A Touchstone Energy® Cooperative 

Date	1	2	3	4	5	6	7	8	9	10	11	12	13	14	15	16	17	18	19	20	21	22	23	24	Total
04/14/2017	0.51	0.58	0.51	0.58	0.51	0.58	0.77	1.02	0.32	0.51	0.45	1.15	0.83	1.47	3.20	3.14	1.79	2.56	0.83	0.32	1.34	2.94	0.83	0.58	27.33
04/15/2017	0.58	0.58	0.58	NA	0.58	0.58	0.83	1.09	0.77	0.32	1.22	1.41	2.88	3.84	0.576	1.60	3.84	2.43	1.15	1.15	1.41	2.50	3.07	0.77	33.73
04/16/2017	0.64	0.64	0.58	0.64	0.58	0.51	0.58	0.64	0.38	0.51	1.15	0.58	1.22	1.02	2.944	2.62	1.66	2.69	0.70	0.64	0.58	0.90	0.77	0.70	23.87
04/17/2017	0.64	0.64	0.64	0.64	0.58	1.41	2.50	1.92	0.45	0.32	2.24	3.65	5.18	6.21	6.208	5.25	3.46	1.54	0.45	0.45	0.77	0.77	0.77	0.70	47.36
04/18/2017	0.77	0.70	0.64	0.70	0.64	0.70	0.70	0.51	0.32	0.26	2.56	4.48	5.63	6.27	6.464	6.02	5.38	4.35	1.86	0.64	2.18	1.28	0.70	0.70	54.46
04/19/2017	0.70	0.70	0.64	0.58	1.86	1.54	0.64	0.38	0.13	0.58	1.34	1.54	2.82	2.11	1.088	1.47	2.69	1.92	0.45	0.38	0.83	1.02	1.09	0.70	27.20
04/20/2017	0.70	0.70	0.70	0.64	0.51	0.64	0.77	0.77	0.19	0.58	2.30	3.71	3.26	4.35	3.712	2.62	3.33	2.88	1.34	0.70	0.70	0.83	0.83	0.77	37.57
04/21/2017	0.77	0.77	0.77	0.77	0.70	0.58	0.83	0.70	0.58	0.70	2.69	4.22	5.63	6.21	6.464	5.95	2.88	2.05	0.96	0.45	0.58	0.64	0.58	0.58	47.04
04/22/2017	0.51	0.58	0.58	0.58	0.51	0.58	0.64	0.45	0.26	0.90	1.79	1.79	1.02	2.30	0.704	1.86	1.73	2.05	0.58	0.38	0.58	0.51	0.64	0.51	22.02
04/23/2017	0.51	0.58	0.51	0.58	0.51	0.58	0.58	0.45	0.32	0.26	2.62	2.94	4.48	5.89	3.008	2.24	0.96	1.22	0.26	0.38	0.83	0.77	0.70	0.64	31.81
04/24/2017	0.70	0.70	0.64	0.70	0.64	0.70	1.28	1.73	0.19	1.09	1.28	1.02	1.22	0.96	0.256	1.22	0.70	0.90	0.26	0.38	0.90	0.83	0.70	0.64	19.65
04/25/2017	0.70	0.70	0.51	0.77	2.43	0.64	0.64	0.32	0.19	1.34	1.86	2.11	4.35	2.30	2.944	2.88	3.97	1.73	0.45	0.32	0.64	0.70	0.64	0.70	33.86
04/26/2017	0.70	0.70	0.70	0.70	0.70	0.70	0.70	0.77	0.58	0.26	NA	4.22	4.61	5.31	5.504	5.50	4.29	4.16	1.22	1.47	0.70	0.77	0.70	0.77	45.76
04/27/2017	0.70	0.77	0.64	0.70	0.70	0.64	0.77	1.66	2.30	0.96	1.86	2.18	2.50	1.34	3.584	4.67	3.26	1.28	0.90	0.45	0.70	0.77	0.83	0.58	34.75
04/28/2017	0.64	0.58	0.64	0.58	0.58	0.51	0.70	0.32	0.19	0.32	2.56	3.78	5.31	5.70	4.352	3.26	3.33	2.82	0.58	0.90	1.47	1.28	0.90	0.64	41.92
04/29/2017	0.70	0.58	0.58	0.64	0.58	0.58	0.64	0.83	1.47	2.18	1.66	1.47	0.64	1.09	2.624	4.74	4.35	3.07	1.15	0.83	1.02	1.02	1.02	1.02	34.50
04/30/2017	0.96	1.02	0.96	0.90	0.90	0.83	0.96	0.96	NA	0.45	1.79	3.46	3.52	4.35	5.76	5.82	4.54	3.52	1.09	0.38	1.09	1.34	0.96	0.58	46.14
05/01/2017	0.58	0.58	0.51	0.70	NA	NA	NA	NA	NA	NA	NA	NA	NA	NA	NA	NA	NA	NA	NA	NA	NA	NA	0.96	0.83	4.16
05/02/2017	0.90	0.90	0.83	0.77	0.77	0.64	0.77	0.83	0.32	0.58	1.73	3.84	4.74	4.86	2.88	1.54	0.70	1.02	0.45	0.70	0.96	0.90	0.96	0.77	33.34
05/03/2017	0.70	0.70	0.64	1.73	1.66	0.70	0.70	0.26	0.45	0.77	1.15	1.86	0.64	2.05	2.88	2.37	2.75	4.35	0.90	0.38	0.96	1.60	0.70	0.70	31.62
05/04/2017	0.64	0.70	0.64	0.64	0.58	0.64	0.58	0.32	0.45	1.09	1.66	1.22	0.90	0.19	0.832	0.77	0.13	0.19	0.38	0.51	0.58	0.77	0.70	0.64	15.74
05/05/2017	0.64	0.70	0.70	0.64	0.64	0.58	0.83	0.70	0.64	0.83	0.83	2.50	2.50	4.22	4.032	2.37	3.39	1.02	0.45	0.32	0.70	2.62	1.09	0.70	33.66
05/06/2017	0.64	0.64	0.77	0.70	0.64	0.64	0.64	0.77	0.51	0.45	1.79	1.41	1.15	0.51	1.472	3.14	1.09	NA	0.77	0.64	0.77	0.90	0.77	0.77	21.57*
05/07/2017	0.77	0.70	0.70	0.64	0.70	0.70	0.70	0.70	0.19	0.77	1.28	3.97	4.74	5.82	5.568	6.34	3.90	1.60	0.64	1.73	0.77	0.70	0.64	0.70	44.99
05/08/2017	0.70	0.70	0.64	0.64	0.70	0.77	0.83	1.09	1.41	0.13	2.11	4.93	6.08	6.72	6.976	6.72	6.08	4.35	1.98	0.51	0.77	0.83	0.77	0.77	57.22
05/09/2017	0.77	0.70	0.77	0.70	0.70	0.90	2.18	0.70	0.19	0.19	2.56	5.06	5.76	6.34	6.08	4.03	1.66	0.26	0.26	0.90	1.54	0.64	0.70	0.64	44.22
05/10/2017	0.70	0.70	NA	0.70	0.90	0.51	0.58	0.26	0.38	0.58	2.05	4.35	5.50	4.67	3.456	5.70	2.88	0.77	0.26	0.51	0.51	0.51	0.51	0.58	37.57
05/11/2017	0.51	0.58	NA	0.51	0.58	0.51	0.58	0.38	0.26	0.32	0.45	1.79	0.64	0.90	1.472	1.73	0.51	0.19	0.32	0.32	0.51	0.58	0.51	0.58	14.72
05/12/2017	0.58	0.51	0.58	0.51	0.58	0.51	0.58	0.32	0.19	0.45	0.45	0.77	1.02	0.77	0.512	0.19	0.13	0.38	0.26	0.45	0.51	0.51	0.58	0.51	11.84
05/13/2017	0.58	0.51	0.51	0.51	0.64	0.58	0.51	0.45	0.26	0.19	1.92	4.22	4.99	5.18	4.288	4.16	5.76	3.07	1.66	0.32	0.51	0.58	0.58	0.51	42.50
05/14/2017	0.58	0.64	0.58	0.51	0.58	0.51	0.58	0.19	0.19	0.38	2.43	3.26	3.46	5.44	3.712	4.03	5.31	4.10	1.54	0.32	0.51	0.58	0.58	0.64	40.64
Average	0.67	0.67	0.64	0.69	0.77	0.68	0.82	0.72	0.49	0.61	1.72	2.76	3.24	3.61	3.45	3.46	2.88	2.15	0.80	0.60	0.86	1.02	0.83	0.68	34.83**

Improved Reports/Communication

- ▶ SmartHub
 - ▶ September 2017
- ▶ 15 Minute Interval Data
- ▶ Update Contact Information
- ▶ Billing/Payments
- ▶ Outage Reporting/Notifications



A Touchstone Energy® Cooperative

[Log Out](#) | [Help](#) | [Pay Now »](#) | [Report An Outage](#)

Pay Now »

[Report An Outage](#)[Home](#)

Billing & Payments

My Profile ▾

My Usage ▾

Contact Us

Search

Have a Question? Get Help.

My Usage

Usage Explorer

Average Usage

Usage Comparison

Monthly Billed Usage

View Usage For:

☒ 6 23

View Graph By:

- Usage

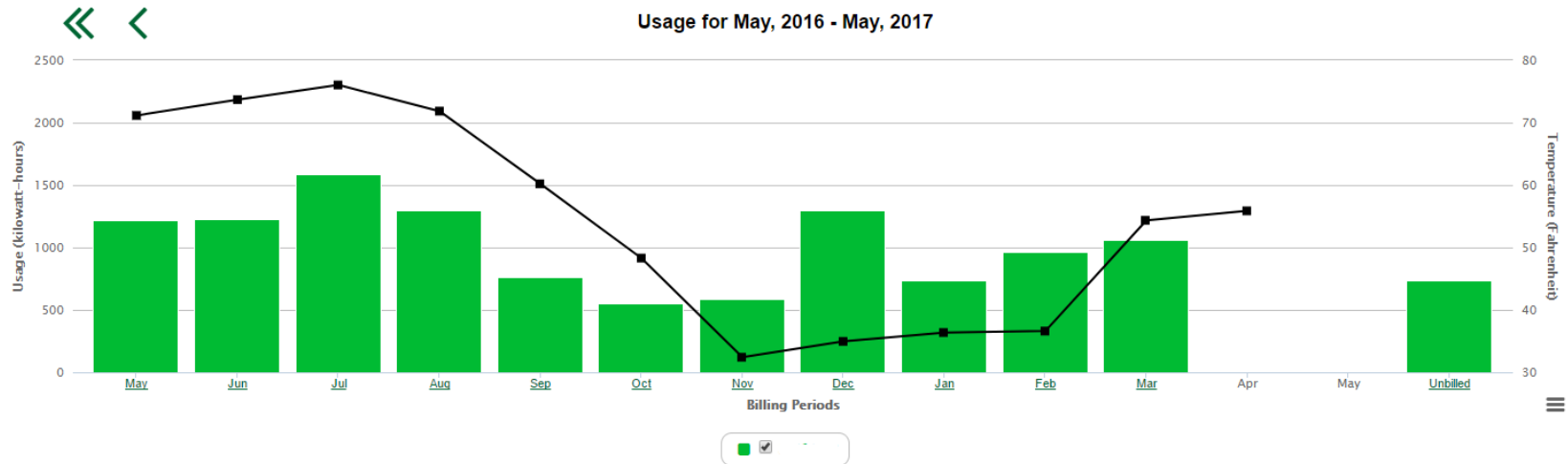
View Temperature:

☐ High

☒ Average☐ Low

Select an Account/Service Location to View:

Usage for May, 2016 - May, 2017



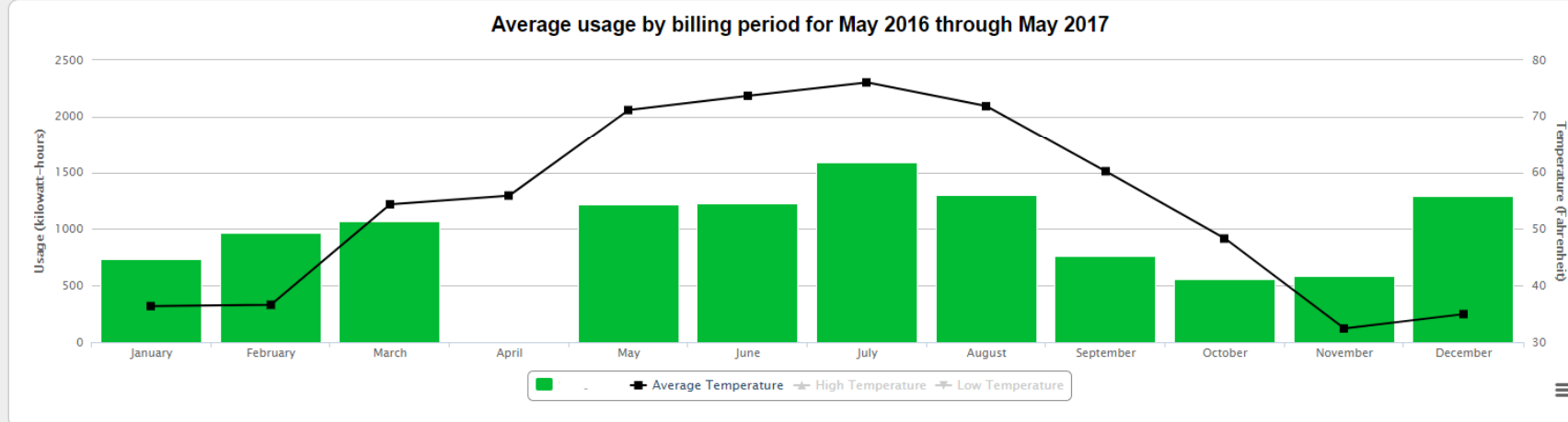
Usage	
Meter:	1,002.67
High Usage:	1,592.67
Low Usage:	552.67
Average Usage:	1,002.67

Weather	
Average Temperature:	54° F
High Temperature:	95° F
Low Temperature:	0° F

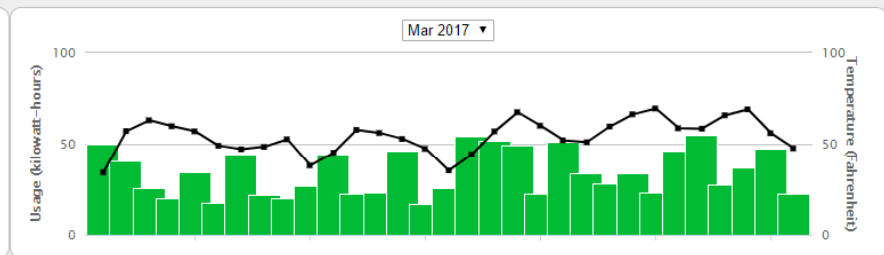
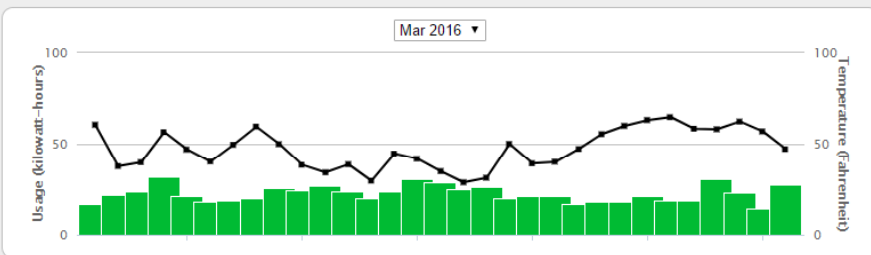
- Report:
Monthly ▼

Date Range:
May, 2016 - May, 2017

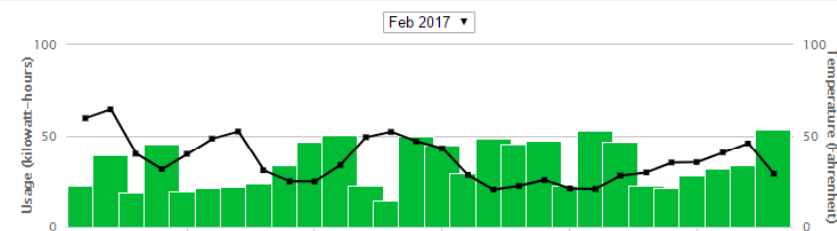
Select an Account/Service Location to View:



Select an Account/Service Location to View:



Billing Periods	Mar 2016	Mar 2017	Difference
Billing Days:	03/24/2016 to 04/24/2016	03/23/2017 to 04/23/2017	-
Days in Period:	31	31	0
Total Usage Charge:	\$74.03	-\$21.64	-\$95.67
Total Monthly Charges:	\$114.28	\$17.00	-\$97.28
Total Usage:	699.00	1,065.00	366
Average Daily Usage:	22.55	34.35	11.806
Max Temperature:	80°F	79°F	-1°F
Min Temperature:	18°F	20°F	2°F
Avg Temperature:	47°F	54°F	7°F



Billing Periods		Feb 2016	Feb 2017	Difference
Billing Days:	02/19/2016 to 03/24/2016	02/23/2017 to 03/23/2017	-	
Days in Period:	34	28	📉 -6	
Total Usage Charge:	\$82.41	\$1.06	📉 -\$81.35	
Total Monthly Charges:	\$123.22	\$40.05	📉 -\$83.17	
Total Usage:	819.00	962.00	📈 143	
Average Daily Usage:	24.09	34.36	📈 10.269	
Max Temperature:	72°F	75°F	3°F	
Min Temperature:	20°F	14°F	-6°F	
Avg Temperature:	42°F	37°F	-6°F	

Select an Account/Service Location to View:

Jan 2016

Jan 2017

Billing Periods	Jan 2016	Jan 2017	Difference
Billing Days:	01/15/2016 to 02/19/2016	01/24/2017 to 02/23/2017	-
Days in Period:	35	30	-5
Total Usage Charge:	\$87.38	\$74.06	-\$13.32
Total Monthly Charges:	\$128.63	\$114.45	-\$14.18
Total Usage:	914.00	737.00	-177
Average Daily Usage:	26.11	24.57	-1.548
Max Temperature:	62°F	67°F	5°F
Min Temperature:	-3°F	11°F	14°F
Avg Temperature:	28°F	36°F	9°F

Questions?

M. Allen Casto

Email: mcasto@weci.org

Phone: 740-885-5920



Washington Electric
Cooperative, Inc.

A Touchstone Energy® Cooperative

